

FREEBIE

Money Worksheets

for special education

Name: _____ Date: _____

 \$20 

Circle all the twenty dollar bills







How many twenty dollar bills? _____



© Breezy Special Ed



Name: _____ Date: _____



Count by \$5s - Color in the money needed to buy each item

 \$15 

 \$5 

 \$25 

 \$20 

 \$10 

© Breezy Special Ed

Dollar Over & Change Back

name: _____

Step 1: Find the dollar over amount for each given total
Step 2: Calculate change back (ex. Dollar Over - Total = Change Back)

Dollar Over	Total	Change Back
1) _____	\$ 2.31	_____
2) _____	\$ 5.15	_____
3) _____	\$ 8.66	_____
4) _____	\$ 5.54	_____
5) _____	\$ 3.53	_____
6) _____	\$ 6.58	_____
7) _____	\$ 1.32	_____
8) _____	\$ 2.36	_____
9) _____	\$ 4.45	_____
10) _____	\$ 4.49	_____

Level 2 to 100 © Breezy Special Ed for individual classroom/personal use

by: Breezy Special Ed

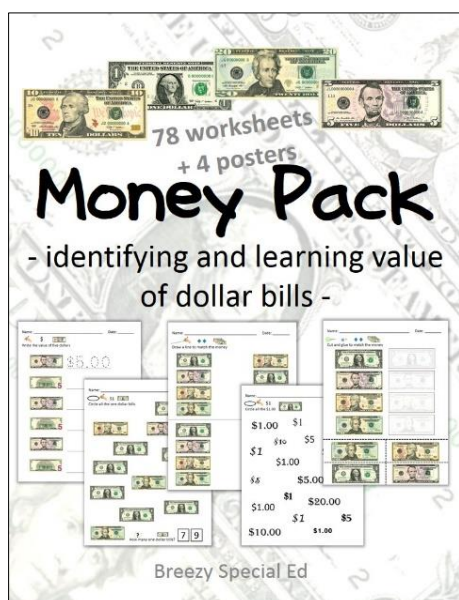
Included in this freebie are samples from some of my other products. Enjoy!

p.3, 4, 5 – [Money \(Bills\) Identification Pack](#) which has 78 different worksheets!

p. 6 - [Color-in Dollar Over and Next Dollar Worksheets](#) (30 worksheets with two different levels)

p. 7 – [Color-in \\$5, \\$10, and \\$20 Worksheets](#) (30 worksheets with two different levels)

p. 8 – [Dollar Over and Change Back Excel Worksheets](#) (10 different levels and a worksheet with new numbers each time it is opened!)



78 worksheets
+ 4 posters
Money Pack
- identifying and learning value of dollar bills -


Breezy Special Ed



Color In Money Worksheets
\$5 / \$10 / \$20
Color in the money you need to buy each item

Level ONE: whole numbers
Level TWO: numbers with decimals

By: Breezy Special Ed

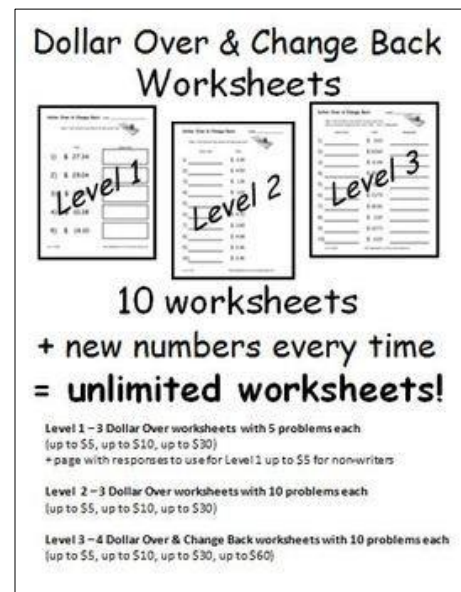


Dollar and Next Dollar Worksheets
Color in the money you need to buy each item

Level ONE: whole numbers
Level TWO: numbers with decimals

By: Breezy Special Ed

Check out my store for even more money related products such as UNO games and task cards!



Dollar Over & Change Back Worksheets

Level 1
Level 2
Level 3

10 worksheets
+ new numbers every time
= **unlimited worksheets!**


Level 1 – 3 Dollar Over worksheets with 5 problems each (up to \$5, up to \$10, up to \$30)
= page with responses to use for Level 1 up to \$5 for nonwriters

Level 2 – 3 Dollar Over worksheets with 10 problems each (up to \$5, up to \$10, up to \$30)

Level 3 – 4 Dollar Over & Change Back worksheets with 10 problems each (up to \$5, up to \$10, up to \$30, up to \$60)

Name: _____

Date: _____



\$20



Circle all the twenty dollar bills



How many twenty dollar bills? _____

Name: _____

Date: _____



Cut and glue to match the money to its value

\$1.00




\$5.00



\$10.00



\$20.00




© Breezy Special Ed



Name: _____

Date: _____




Draw a line to match the money



Name: _____

Date: _____

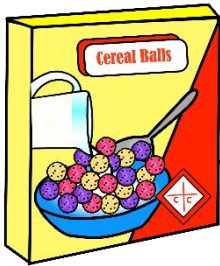
Color in the money needed to buy each item



\$1.49




\$3.58



\$2.95



\$3.99



\$2.93



Name: _____

Date: _____

Count by \$5s - Color in the money needed to buy each item



\$15



\$5



\$25



\$20



\$10



Dollar Over & Change Back

name: _____



Step 1: Find the dollar over amount for each given total

Step 2: Calculate change back (ex. Dollar Over - Total = Change Back)

	Dollar Over	Total	Change Back
1)	_____	\$ 2.31	_____
2)	_____	\$ 5.15	_____
3)	_____	\$ 8.66	_____
4)	_____	\$ 5.54	_____
5)	_____	\$ 3.53	_____
6)	_____	\$ 6.58	_____
7)	_____	\$ 1.32	_____
8)	_____	\$ 2.36	_____
9)	_____	\$ 4.45	_____
10)	_____	\$ 4.49	_____

Thanks for downloading!

If you have any questions or would like to show me how you are using this in your classroom, I would love to hear from you! Also feel free to contact me if you have any questions or any ideas for additional products! I love to help you help your students.

This product is a paid digital download from my TpT store - . This product is copyright protected and is available for your classroom use only; it can not be modified or resold without prior written permission from the author. You are not permitted to share this product through email, internet groups, blogs, servers, forums, offline groups, school/district websites or personal websites.

Please respect our teachers by respecting their work.

Connect with me below!

Email: Briejoy@gmail.com

TPT store: <http://www.teacherspayteachers.com/Store/Breezy-Special-Ed>

Facebook: <http://facebook.com/BreezySpecialEd>

Blog: <http://breezyspecial.ed.blogspot.com>

Product © Brie Holtrop (Breezy Special Ed)

To God be the Glory!

